


FINITURE CABINA STANDARD
CABIN STANDARD FINISHES



DESIGN & COMFORT
MADE IN ITALY

Entrare nella cabina di un ascensore, può diventare un momento unico.

Un viaggio di pochi secondi, un'esperienza sensoriale.

Questo accade solo se l'ambiente che ci circonda è creato per infondere armonia, generare silenzio, ispirare sicurezza.

La cabina Sense è puro Made in Italy, pensata, progettata e costruita pensando al massimo confort di viaggio.



**PARETI: ACCIAIO INOX
SCOTCH BRITE
CIELINO: LED SPOTS
SPECCHIO: MEZZA
PARETE
CORRIMANO: TUBOLARE**
WALLS: SCOTCH BRITE
STAINLESS STEEL
CEILING: LED SPOTS
MIRROR: HALF
HANDRAIL: ROUNDED

Sense



**PARETI: LAMIERA PLASTIFICATA COLOR BIANCO
CIELINO: LED SPOTS
SPECCHIO: MEZZA PARETE
CORRIMANO: TUBOLARE**
WALLS: WHITE SKINPLATE
CEILING: LED SPOTS
MIRROR: HALF
HANDRAIL: ROUNDED

**PARETI: LAMIERA
PLASTIFICATA ROSSO**
WALLS: RED SKINPLATE




Entering the cabin of a lift, can become a unique moment. A journey of a few seconds, can become a sensory experience.

This only happens if the environment around us is created to infuse harmony, generate silence, inspire safety.


The cabin Sense is pure Made in Italy, and is planned, designed and built thinking to maximum ride comfort.

pareti & porte walls & doors


lamiera plastificata skinplate




AVORIO IVORY




BIANCO WHITE




SIMIL INOX
INOX LIKE




GRIGIO CHIARO
LIGHT GREY




BIANCO OPACO
MATT WHITE



CIELO SKY




BEIGE BEIGE




ROSSO RED

acciaio inox stainless steel




SCOTCH-BRITE




LUCIDO MIRROR


acciaio inox antigraffio vandalproof stainless steel



2WL




DAMA CHEQUER



LINO LINEN



QUADRO SQUARES




PELLE LEATHER

altre finiture su richiesta, solo per le porte: other finishes on request, only for the doors:

lamiera preverniciata ral primed ral colour painted

(Per diverse tinte RAL, contattare l'ufficio commerciale)


(For different RAL colors, please contact the sales department)



GRIGIO 7038 O 7001 (come standard)

GREY 7038 OR 7001 (as standard)


vetro glass



specchi mirrors


A MEZZA PARETE

HALF MIRROR



A TUTTA PARETE

FULL MIRROR



**PORTE DI PIANO: AUTOMATICHE A DUE ANTE
CON APERTURA LATERALE. ANTE ED IMBOTTO
IN ACCIAIO INOX SCOTCH-BRITE.**

LANDING DOORS: 2 AUTOMATIC SIDE OPENING
PANELS. FINISHES IN SCOTCH-BRITE STAINLESS
STEEL.

⦿ La tonalità dei colori qui riportati, potrebbe non corrispondere esattamente alla realtà.
The color shades shown here may not correspond exactly to reality.

cielino cieling

FARETTI LED LED SPOTS



Disponibile verniciato bianco opaco o acciaio Inox. Available matt white painted or stainless steel.

corrimano handrail

TUBOLARE ROUNDED



LED AD ALTA EFFICIENZA E DURATA
HIGH EFFICIENCY
AND DURATION LED

bottoniere operating panels




Bottoniera di cabina in acciaio Inox con display TFT integrato.
Stainless steel Car Operating Panel with integrated TFT display.

Bottoniera di piano in acciaio inox con display LCD integrato (standard al piano principale).
Stainless steel Landing Operating Panel with integrated LCD display (standard on the main floor).




pavimenti floors


pvc marmorizzato marmorized pvc



GRIGIO SCURO
DARK GREY



GRIGIO PERLA
PEARL GREY



SABBIA
SAND



MYQUBE
LIFTING ITALIAN INNOVATION

MyQube srl

ASCENSORI | PIATTAFORME ELEVATRICI | MONTACARICHI

via Ciancetta 25, 66020 San Giovanni Teatino (CH), Italy
Tel 085 89 67 090 | Fax 085 89 67 091 | info@myqubesrl.com
P.Iva 02570250692 | cap. soc. € 100.000 i.v.

www.myqubesrl.com